

THE SELKIRKS & MONASHEES / revelstoke

Interior Finishes

Light Palette Finishes



1. WOOD FLOORING
2. KITCHEN LOWER CABINETS
3. KITCHEN UPPER CABINETS
4. KITCHEN COUNTERTOP
5. CARPET IN BEDROOMS
6. BATHROOM FLOOR TILE
7. BATHROOM WALL TILE
8. BATHROOM BACKSPLASH & PENTHOUSE SHOWERS

Dark Palette Finishes



1. WOOD FLOORING
2. KITCHEN LOWER CABINETS
3. KITCHEN UPPER CABINETS
4. KITCHEN COUNTERTOP
5. CARPET IN BEDROOMS
6. BATHROOM FLOOR TILE
7. BATHROOM WALL TILE
8. BATHROOM BACKSPLASH & PENTHOUSE SHOWERS


Kitchen Inspiration



LIGHT PALETTE



DARK PALETTE



Bathroom Inspiration



LIGHT PALETTE



DARK PALETTE



Townhome Interior

Townhome Living Space Example



3TH TYPE

Typical Townhome Kitchen



LIGHT PALETTE



DARK PALETTE

Townhome Appliance Spec



BOSCH PANEL-IN APPLIANCES
BROAN MINIMALIST HOOD FAN
KUZCO ABOVE ISLAND LIGHTING
RIOBEL TAP



18 GAUGE SS UNDERMOUNT SINK
45 'HANDLELESS' PULL
INTEGRATED WASTE
VENEER & LAQUERED CAB. FRONTS

Typical Townhome Bathroom



LIGHT PALETTE



DARK PALETTE

Visualisations provided to display design intent. Kitchen and bathroom layouts may vary according to unit. Final products and finishes may be changed for similar quality product at the developer's discretion.

Suite Interior

Suite Living Space Example



2 B TYPE

Typical Suite Kitchen




LIGHT PALETTE



DARK PALETTE

Suite Appliance Spec



FRIDGIDAIRE & WHIRLPOOL APPLIANCES
BROAN MINIMALIST HOOD FAN
KUZCO ABOVE ISLAND LIGHTING
RIOBEL TAP

18 GAUGE SS UNDERMOUNT SINK
45 'HANDLELESS' PULL
INTEGRATED WASTE
VENEER & LAQUERED CAB. FRONTS

Visualisations provided to display design intent. Kitchen and bathroom layouts may vary according to unit. Final products and finishes may be changed for similar quality product at the developer's discretion.

Typical Suite Bathroom



LIGHT PALETTE



DARK PALETTE

Penthouse

Penthouse Living Space Example



Visualisations provided to display design intent. Kitchen and bathroom layouts may vary according to unit. Final products and finishes may be changed for similar quality product at the developer's discretion.

STARK

Typical Penthouse Kitchen



LIGHT PALETTE




DARK PALETTE

Penthouse Appliance Spec



BOSCH PANEL-IN APPLIANCES
BROAN MINIMALIST HOOD FAN
KUZCO ABOVE ISLAND LIGHTING
RIOBEL TAP



18 GAUGE SS UNDERMOUNT SINK
45 'HANDLELESS' PULL
INTEGRATED WASTE
VENEER & LAQUERED CAB. FRONTS

Typical Penthouse Bathroom



LIGHT PALETTE



DARK PALETTE